

MEDIA CONSUMPTION OF AUSTRALIAN WOMEN 50+

Undertaken exercise weekly



83% HAVE READ A NEWSPAPER (PRINT, WEB OR APP) IN 7 DAYS AND ARE 12% MORE LIKELY TO*




28% HAVE READ A LOCAL/COMMUNITY NEWSPAPER IN 7 DAYS AND ARE 50% MORE LIKELY TO*



78% HAVE READ A MAGAZINE IN 7 DAYS AND ARE 6% MORE LIKELY TO*



34% HAVE WATCHED PAY TV/SVOD IN 7 DAYS AND ARE 7% LESS LIKELY TO*



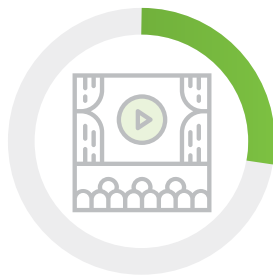
81% HAVE WATCHED COMMERCIAL TV ON A NORMAL WEEKDAY AND ARE 7% MORE LIKELY TO*




53% HAVE LISTENED TO COMMERCIAL RADIO ON A NORMAL WEEKDAY AND ARE 4% LESS LIKELY TO*



97% HAVE USED THE INTERNET IN 7 DAYS AND ARE 1% MORE LIKELY TO*



28% HAVE BEEN TO THE CINEMA IN 4 WEEKS AND ARE 6% MORE LIKELY TO*



80% HAVE SEEN OUTDOOR ADVERTISING IN 7 DAYS AND ARE 4% MORE LIKELY TO*



86% HAVE READ ADDRESSED MAIL IN 7 DAYS AND ARE 12% MORE LIKELY TO*

*Refers to index versus the population #Roy Morgan single source Australia: Oct 2014 - Sep 2019

Brought to you by the
EVERGREEN DIFFERENCE

INSIGHTS

- Deeper understanding of the 50+ consumer and media
- Unique partnerships within the 50+ community

IMPARTIALITY

- Industry research tools means smart thinking with statically valid data not filtered opinions
- We're not salaried employees of the media outlet which are naturally biased

COMPETITIVE

- Part of the AA buying group – better deals to larger agencies
- Experience across campaigns means best practice and ensures competitive comparisons
- No hidden fees in buying through Evergreen. Rates are the same as direct (generally better) saves time and avoids wastage

(03) 9413 9900 | info@evergreenam.com.au | evergreenam.com.au

evergreen
advertising marketing